
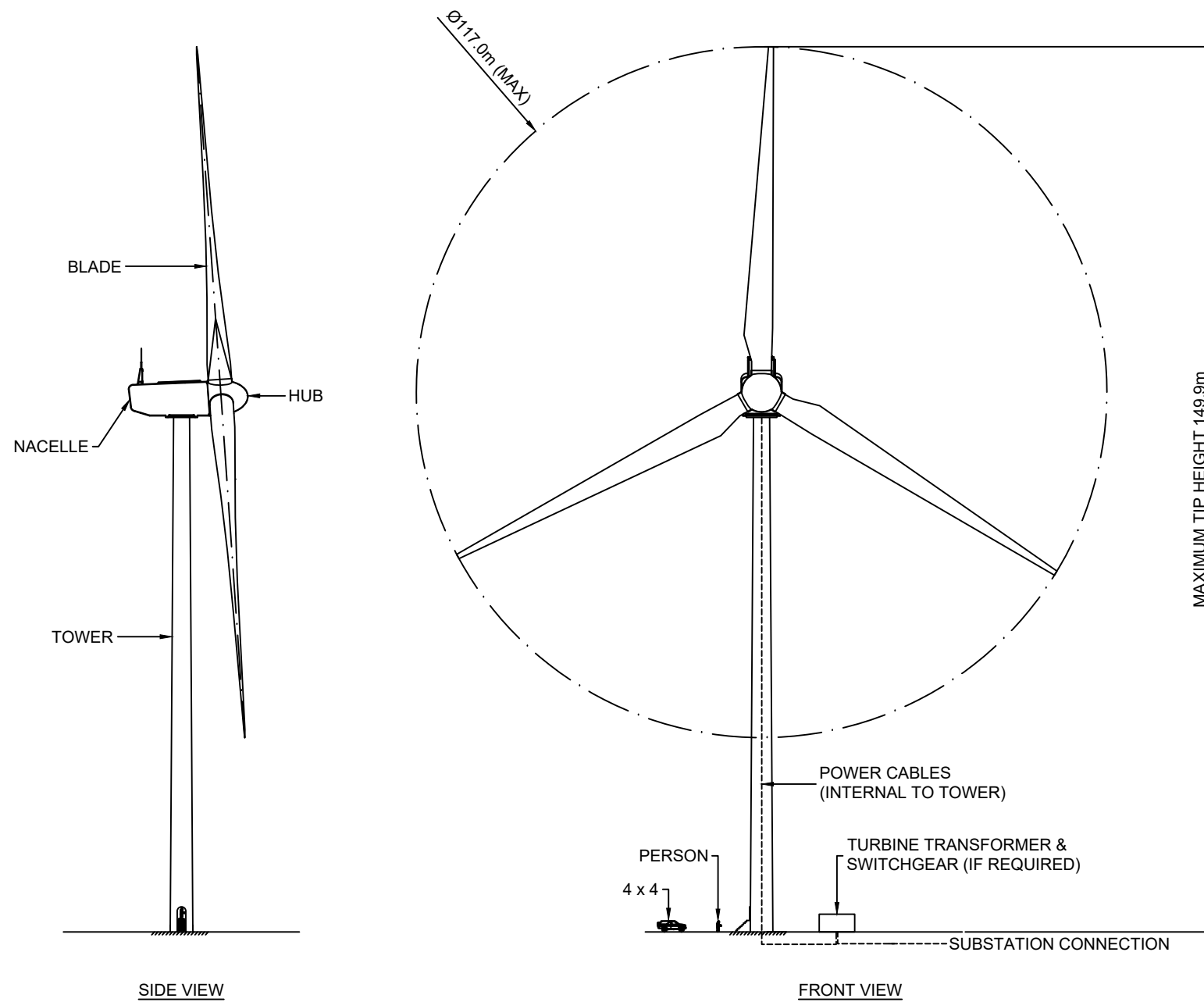


**DUNBEG SOUTH EXTENSION
WIND FARM**

FIGURE 1.4

TURBINE ELEVATION



PHOTOGRAPH OF TYPICAL TURBINE

SHEET 1 OF 2

LAYOUT DWG	N/A	T-LAYOUT NO.	N/A
------------	-----	--------------	-----

DRAWING NUMBER	05214-RES-WTG-DR-PT-001	REV	1
----------------	-------------------------	-----	---

SCALE - AS SHOWN @ A3


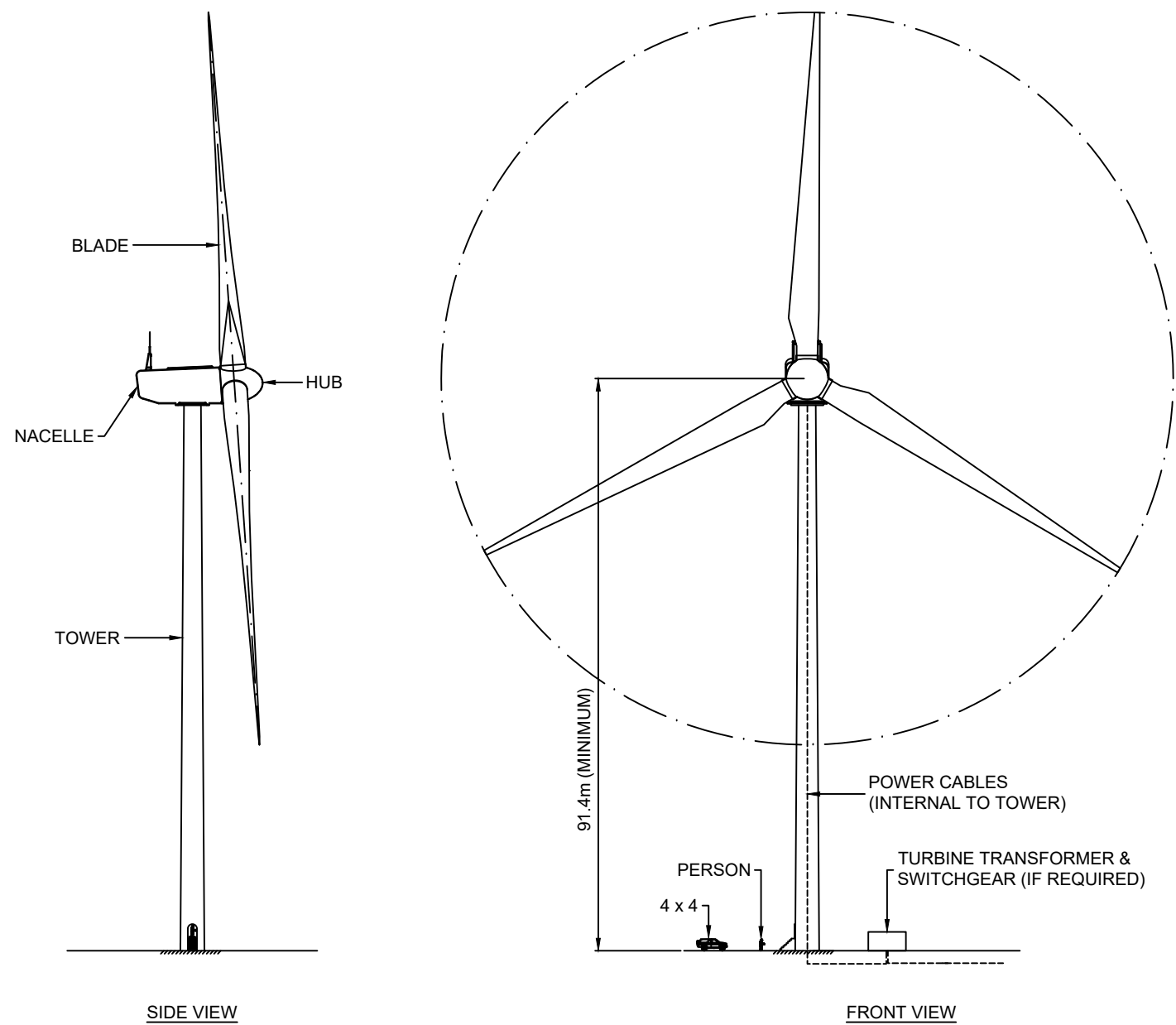
**ENVIRONMENTAL STATEMENT
2024**

THIS DRAWING IS THE PROPERTY OF RENEWABLE ENERGY SYSTEMS LTD. AND NO REPRODUCTION MAY BE MADE IN WHOLE OR IN PART WITHOUT PERMISSION

**DUNBEG SOUTH EXTENSION
WIND FARM**

FIGURE 1.4

TURBINE ELEVATION



PHOTOGRAPH OF TYPICAL TURBINE

SHEET 2 OF 2

LAYOUT DWG	N/A	T-LAYOUT NO.	N/A
------------	-----	--------------	-----

DRAWING NUMBER	05214-RES-WTG-DR-PT-001	REV	1
----------------	-------------------------	-----	---

SCALE - AS SHOWN @ A3

**ENVIRONMENTAL STATEMENT
2024**

THIS DRAWING IS THE PROPERTY OF RENEWABLE ENERGY SYSTEMS LTD. AND NO REPRODUCTION MAY BE MADE IN WHOLE OR IN PART WITHOUT PERMISSION